



iTiltTM2

ADVANCED MOBILITY SYSTEMS

SUGGESTED CANADIAN PRICE LIST AND ORDER FORM

EFFECTIVE JUNE 1, 2015

ADP CODE • WMA5A0020

PURCHASE ORDER NUMBER		DEALER	
DATE	SERIAL NUMBER	TAG NAME	
CONTACT PERSON		PHONE NUMBER	
ADDRESS		CITY	POSTAL CODE
ORDERING THERAPIST		PHONE NUMBER	

iTILT2TM CONFIGURATION

IT2 **ITILT2TM STANDARD PACKAGE** \$2545

iTILT2TM STANDARD FEATURES

Adjustable seat depth 15" – 18" • Adjustable floor to level seatrail height 14" – 19" • Adjustable permanent rear axle • Wheel locks with extended handles • ½" wheel bearings • Height adjustable removable full length locking armrests 10" – 14" • Pin-style swing-away footrests • Flip-up ABS footplates • Anti-tippers • Dynamic tilt up to 47° • Dual locking strut with care giver control lever • Tension adjustable spring tilt system to accommodate client and caregiver needs • Tilt angle indicator • Overall width = Seat width + 9.5" • Weight Capacity 275 lbs.

STANDARD WIDTH (NO CHARGE) <input type="checkbox"/> 16" <input type="checkbox"/> 18"	WHEEL <input type="checkbox"/> 20" <input type="checkbox"/> 22" <input type="checkbox"/> 24"	CASTERS <input type="checkbox"/> 4" <input type="checkbox"/> 5" <input type="checkbox"/> 6" <input type="checkbox"/> 8"
UPCHARGE WIDTH (ADD \$324 CSW100) <input type="checkbox"/> 20" <input type="checkbox"/> 22"	UPCHARGE WIDTH (ADD \$699 CSW24) <input type="checkbox"/> 24"	WIDE CASTERS (ADD \$125) <input type="checkbox"/> 4" <input type="checkbox"/> 5" <input type="checkbox"/> 6"
SEAT HEIGHT (INCHES) _____ SEE AT TACHED CHARTS	SEAT DEPTH (INCHES) _____ FOR DEPTHS GREATER THAN 18" ADD \$219	FOOTREST <input type="checkbox"/> 60° <input type="checkbox"/> 70°

HEADREST OPTIONS

<input type="checkbox"/>	HRASS	STANDARD HEADREST MOUNTING HARDWARE (STD HORIZONTAL & VERTICAL TUBE)	\$100
<input type="checkbox"/>	MA500P	MULTI AXIS MOUNTING HARDWARE (MULTI AXIS HORIZONTAL & VERTICAL TUBE)	\$155
<input type="checkbox"/>	HMB100	HEADREST MOUNTING BRACKET (ORIGINAL - ROSETTE KNOB)	\$65
<input type="checkbox"/>	HMU200	UNIVERSAL HEADREST MOUNTING BRACKET (LEVER)	\$92
<input type="checkbox"/>	LHE100	LATERAL HEADREST EXTENSION / OFFSET	\$70
<input type="checkbox"/>	AVT100	ANGLED VERTICAL TUBE	\$85
<input type="checkbox"/>	HRC100	STD CURVED PADDED HEADREST	\$135
<input type="checkbox"/>	SSO100S	SO SOFT TM OVAL HEADREST SMALL	\$175
<input type="checkbox"/>	SSO200L	SO SOFT TM OVAL HEADREST LARGE	\$195
<input type="checkbox"/>	SSX100	SO SOFT TM OVAL HEADREST EXTENDED	\$195
<input type="checkbox"/>	SSQ100	SO SOFT TM QUAD HEADREST	\$195
<input type="checkbox"/>	SSDU100	SO SOFT TM DEEP U HEADREST	\$195
<input type="checkbox"/>	CPH100	LARGE PADDED HEADREST	\$165
<input type="checkbox"/>	OX100	OXBOW HEADREST	\$165
<input type="checkbox"/>	LOX100	LARGE OXBOW HEADREST	\$250

BACK SUPPORT OPTIONS

<input type="checkbox"/>	UFB	U FORM DEEP CONTOUR BACK - SEE ORDER FORM FOR SIZE AND PRICE	
<input type="checkbox"/>	SW100L	SHOULDER LATERAL SUPPORT WITH MNTG HARDWARE LEFT	\$165
<input type="checkbox"/>	SW100R	SHOULDER LATERAL SUPPORT WITH MNTG HARDWARE RIGHT	\$165
<input type="checkbox"/>	RCLN	MANUAL RECLINE 30 DEGREES	NO CHARGE
<input type="checkbox"/>	DRB100	DYNAMIC RECLINE - LEVER CONTROL	\$430
<input type="checkbox"/>	AHD100	ADJUSTABLE HEIGHT DIVIDED HANDLE	\$180

GEL WORKSTM AND MORE....
PADS AND ACCESSORIES FOR COMFORT,
PROTECTION AND PRESSURE RELIEF
www.amstilt.com



ADVANCED MOBILITY SYSTEMS

FOOTREST OPTIONS

<input type="checkbox"/>	FRA100P	STANDARD FOOTREST RIGGINGS, PAIR	NO CHARGE
<input type="checkbox"/>	ELR100P	ARTICULEG ELEVATING LEG RESTS, PAIR	\$415
<input type="checkbox"/>	HL100P	HEEL LOOPS, PAIR	\$32
<input type="checkbox"/>	AFR100P	ANGLE ADJUSTABLE FOOT PLATES, PAIR	\$125
<input type="checkbox"/>	WF100P	CUSTOM FOOTPLATE LENGTH, PAIR	\$80
<input type="checkbox"/>	CFL100P	CUSTOM HANGAR LENGTH	\$100
<input type="checkbox"/>	PCP16-20	PADDED CALF PANEL - 16", 18", 20"W	\$58
<input type="checkbox"/>	PCP22-24	PADDED CALF PANEL - 22", 24"W	\$68
<input type="checkbox"/>	SSF16-20	SOFT SIDED FOOTBOX - 16", 18", 20" W	\$260
<input type="checkbox"/>	SSF22-24	SOFT SIDED FOOTBOX - 22", 24" W	\$299
<input type="checkbox"/>	FB100	ONE PIECE PADDED FOOTBOARD - 16", 18", 20"W	\$115
<input type="checkbox"/>	FB200	ONE PIECE PADDED FOOTBOARD - 22", 24" W	\$135

ARMREST OPTIONS

<input type="checkbox"/>	AP100	STANDARD FOAM ARMPADS, PAIR	NO CHARGE
<input type="checkbox"/>	A210GP	GEL ARM PAD 2X10" , PAIR	\$104
<input type="checkbox"/>	A212GP	GEL ARM PAD 2X12" , PAIR	\$116
<input type="checkbox"/>	A214GP	GEL ARM PAD 2X14" , PAIR	\$130
<input type="checkbox"/>	A310GP	GEL ARM PAD 3.5X10" , PAIR	\$124
<input type="checkbox"/>	A312GP	GEL ARM PAD 3.5X12" , PAIR	\$134
<input type="checkbox"/>	A314GP	GEL ARM PAD 3.5X14" , PAIR	\$160
<input type="checkbox"/>	A316GP	GEL ARM PAD 3.5X16" , PAIR	\$174
<input type="checkbox"/>	AHH100	HEMI-HEIGHT ARMRESTS - 8"-12" , PAIR	\$240

SEAT OPTIONS

<input type="checkbox"/>	ASB100	AUTO SEAT BELT	\$35
<input type="checkbox"/>	ASB200X	AUTO SEAT BELT 60"	\$45
<input type="checkbox"/>	ASBF100	FOUR POINT AUTO SEAT BELT	\$150
<input type="checkbox"/>	VCB100	VINYL COVERED BOOSTER CUSHION, 1"	\$165
<input type="checkbox"/>	VCB200	VINYL COVERED BOOSTER CUSHION, 2"	\$165
<input type="checkbox"/>	PML100	FLIP DOWN POMMEL	\$295

TRAY OPTIONS

<input type="checkbox"/>	CLT100S	CLEAR MOULDED LAP TRAY - 15/18	\$299
<input type="checkbox"/>	CLT200L	CLEAR MOULDED LAP TRAY - 19/22	\$299
<input type="checkbox"/>	CLT300XL	CLEAR MOULDED LAP TRAY - 22/26	\$325
<input type="checkbox"/>	BMT100S	BLACK MOULDED LAP TRAY - 15/18	\$265
<input type="checkbox"/>	BMT200L	BLACK MOULDED LAP TRAY - 19/22	\$265
<input type="checkbox"/>	BMT300XL	BLACK MOULDED LAP TRAY - 22/26	\$305
<input type="checkbox"/>	CTP100	CLEAR TRAY WITH PADDING - 16/18	\$305
<input type="checkbox"/>	CTP200	CLEAR TRAY WITH PADDING - 18/20	\$305
<input type="checkbox"/>	VPL100S	VINYL PADDED TRAY - 16/18	\$265
<input type="checkbox"/>	VPL200M	VINYL PADDED TRAY - 18/20	\$265
<input type="checkbox"/>	VPL300L	VINYL PADDED TRAY - 20/22	\$325
<input type="checkbox"/>	VPL400XL	VINYL PADDED TRAY - 22/24	\$325
<input type="checkbox"/>	ESC100L	ELBOW STOP CURVED LEFT - STANDARD	\$71
<input type="checkbox"/>	ESC200R	ELBOW STOP CURVED RIGHT - STANDARD	\$71
<input type="checkbox"/>	ESEX100L	ELBOW STOP CURVED EXTENDED LEFT	\$84
<input type="checkbox"/>	ESEX200R	ELBOW STOP CURVED EXTENDED RIGHT	\$84
<input type="checkbox"/>	ELS100	LATERAL STOP/SUPPORT	\$71

SUPPORT OPTIONS

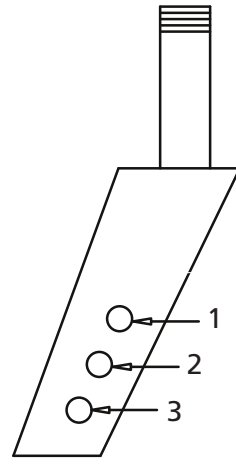
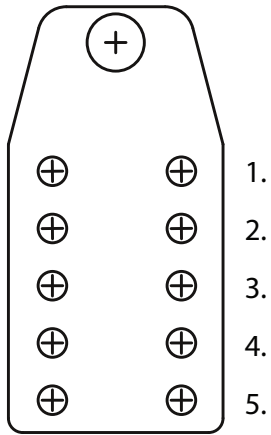
<input type="checkbox"/>	ADD800P	8" ADDUCTOR PAD W SINGLE L MTG BRACKET - EACH PKG	\$168
<input type="checkbox"/>	ADD100P	10" ADDUCTOR PAD W SINGLE L MTG BRACKET - EACH PKG	\$168
<input type="checkbox"/>	ADD120P	12" ADDUCTOR PAD W SINGLE L MTG BRACKET - EACH PKG	\$168
<input type="checkbox"/>	ADD140P	14" ADDUCTOR PAD W SINGLE L MTG BRACKET - EACH PKG	\$168
<input type="checkbox"/>	ADLB100	ADJ L BRACKET, 1" WIDE	\$48
<input type="checkbox"/>	ADLB200	ADJ L BRACKET, 2" WIDE, HEAVY DUTY	\$66

WHEEL OPTIONS

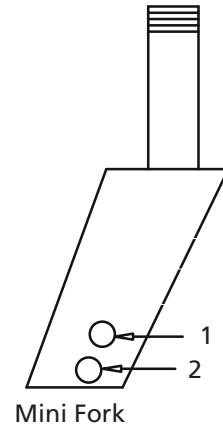
<input type="checkbox"/>	AD200	ONE-ARM DRIVE	\$999
<input type="checkbox"/>	OAWL	UNILATERAL WHEEL LOCK	\$165
<input type="checkbox"/>	QA100	QUICK RELEASE AXLES, PAIR	\$100



ADVANCED MOBILITY SYSTEMS



7" Fork



Mini Fork

ADJUSTING SEAT TO FLOOR HEIGHT

Rear wheel	Caster	Position & Fork	Wheel boss	Seat to Floor Height
20"*	4"	1 - mini fork	#5	13-1/2"
20"	5"	2 - mini fork	#3	14-1/2"
20"	5"	1- 7" fork	#2	15-1/2"
20"	5"	2- 7" fork	#1	16"
20"	6"	1- 7" fork	#1	16"
22"	5"	2 - mini fork	#5	14-1/2"
22"	5"	3 - 7" fork	#2	17"
22"	6"	1- 7" fork	#4	16"
22"	6"	3 - 7" fork	#2	17-1/2"
22"	8"	1- 7" fork	#3	17"
22"	8"	3- 7" fork	#1	18"
24"	5"	1 - 7" fork	#5	15-1/2"
24"	5"	3 - 7" fork	#4	17"
24"	6"	1- 7" fork	#5	16"
24"	6"	3 - 7" fork	#3	17-1/2"
24"	8"	1- 7" fork	#4	16-1/2"
24"	8"	3 - 7" fork	#2	18-1/2"

Note: the seat and mainframe are set level at the factory. If you require changes to seat height, level the mainframe using wheels and casters and then level the seat using the strut collar. * Upcharge applies.



ADVANCED MOBILITY SYSTEMS

Date:	PO#:
Bill to:	Reference:
Attention:	
Address:	
Phone:	Fax:

CODE	Description	Unit	List Price	Dealer Price	Quantity
------	-------------	------	------------	--------------	----------

U FORM DEEP CONTOUR BACK – Standard Stock

UFB1616	16" wide x 16" high		\$875.00		
UFB1816	18" wide x 16" high		\$875.00		
UFB2016	20" wide x 16" high		\$875.00		

U FORM DEEP CONTOUR BACK – Non-Stock

UFB1618	16" wide x 18" high		\$925.00		
UFB1620	16" wide x 20" high		\$925.00		
UFB1716	17" wide x 16" high		\$925.00		
UFB1720	17" wide x 20" high		\$925.00		
UFB1818	18" wide x 18" high		\$925.00		
UFB1820	18" wide x 20" high		\$925.00		
UFB2018	20" wide x 18" high		\$925.00		
UFB2020	20" wide x 20" high		\$925.00		
CUFB	Custom Size		\$1075.00		

U FORM DEEP CONTOUR BACK – Bariatric

BUFB2216	22" wide x 16" high		\$1250.00		
BUFB2218	22" wide x 18" high		\$1250.00		
BUFB2220	22" wide x 20" high		\$1250.00		
BUFB2416	24" wide x 16" high		\$1250.00		
BUFB2418	24" wide x 18" high		\$1250.00		
BUFB2420	24" wide x 20" high		\$1250.00		
CBUFB	Custom size		\$1395.00		

U FORM DEEP CONTOUR BACK – Optional Foam Structures

OCUFI	Oval formed sectional cut out installed		N/C		
OCUFS	Oval formed sectional cut out only		\$85.00		
VTUFS	V trough sectional cut out		\$85.00		
MDUFS	Firm density cubed segment replacement strips, 10 cube segments per strip		\$35.00		
CKUFS	Customization Kit, includes 2 ovals, 4 cubed strips, 4 lateral pieces		\$250.00		
LPUFS	Lateral Foam Pieces		\$6.00		
MP15UFS	Extended Mounting Pins 1 1/2", set of 4		\$95.00		
MP2UFS	Extended Mounting Pins 2", set of 4		\$95.00		

Please fax completed form to (613) 634-3990 or phone order to (613) 384-7460 or email to info@amstilt.com. Thank you for your order.

Prices and Specs are subject to change without notice.