



ADVANCED MOBILITY SYSTEMS

Wheelchairs and Accessories for Comfort and Positioning



iTilt2™

**Manual Tilt
Wheelchair**

Also featuring the

**PowerTilt2™
System**



Proudly Canadian

www.amstilt.com



ADVANCED MOBILITY SYSTEMS

Since 1986 Advanced Mobility Systems Corporation has been designing and manufacturing tilt wheelchairs and supporting accessories. The Company continually seeks improvements and input from therapists and vendors out in the field. The result is a dependable, long lasting, Canadian-manufactured tilt wheelchair with a proven track record.

The Company is owned by Anne and Scott Dalglish whose focus will be on developing additional product lines while continuing to provide quick response and turn around time for our customers.

Our passion continues to be based on providing solutions for our customers by utilizing our in house manufacturing capacities to create assistive devices that improve the mobility and independence of the client as well as enhance their quality of life.

621 Justus Drive • Kingston, Ontario • K7M 4H5
800.661.6716 tel• 613.384.7460 fax• 613.634.3990
email• info@amstilt.com www.amstilt.com



ADVANCED MOBILITY SYSTEMS

*iTilt*TM2



iTilt2TM STANDARD FEATURES

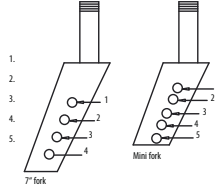
Standard curved headrest • Adjustable seat depth 15" - 18" • Adjustable floor to level seatrail height 14 7/8" - 19" • Adjustable rear axle • Robust wheel locks with extended handles • Robust 1/2" wheel bearings • Height adjustable removable full length locking armrests 10" - 14" • Pin-style swingaway footrests • Flip-up ABS footplates • Anti-tippers • Dynamic tilt up to 47° • Dual locking strut with care giver control lever • Tension adjustable spring tilt system to accommodate client and caregiver needs • Tilt angle indicator • Can handle up to 250lbs. • Manual recline 30° • Width 28" • Measured on a 18" chair.

Wheel boss/axle assembly



Wheel boss positions

Fork assemblies



ADJUSTING SEAT TO FLOOR HEIGHT

REAR WHEEL	CASTER	POSITION & FORK	AXLE POSITION	SEAT TO FLOOR HEIGHT
16"	4"	4- mini fork	#1	12-7/8"
16"	5"	5- mini fork	#1	14"
20"	4"	4- mini fork	#5	12-7/8"
20"	5"	5- mini fork	#4	13"-3/4"
20"	5"	1- 7" fork	#2	15-1/2"
20"	5"	2- 7" fork	#1	16"
20"	6"	1- 7" fork	#1	16"
22"	5"	5- mini fork	#5	14-1/2"
22"	5"	4- 7" fork	#2	17"
22"	6"	1- 7" fork	#4	15-1/2"
22"	6"	4- 7" fork	#2	17"
22"	8"	1- 7" fork	#3	16-1/2"
22"	8"	3- 7" fork	#1	17-1/2"
24"	5"	2- 7" fork	#5	15-1/2"
24"	5"	4- 7" fork	#4	16-3/4"
24"	6"	1- 7" fork	#5	15-1/2"
24"	6"	4- 7" fork	#3	17"
24"	8"	1- 7" fork	#4	16-1/2"
24"	8"	4- 7" fork	#2	18"
24"	8"	4- 7" fork	#1	19" ^{3 degree pretilt}

Note: the seat and mainframe are set level at the factory. If you require changes to seat height, level the mainframe using wheels and casters and then level the seat using the strut collar.

CHAIR WIDTHS FROM HANDRIM TO HANDRIM FOR A 16" CHAIR WIDTH

(Add 2" for 18" wide, 4" for 20" wide, 6" for 22" wide, 8" for 24" wide)

16" rear wheels • 24-1/2"

20" rear wheels • 26-1/4"

22" rear wheels • 26-1/4"

24" rear wheels • 26"

PowerTilt2™

The PowerTilt2 is designed to provide independence in tilt positioning. It offers a balance between comfort, maneuverability, speed and power.



FEATURES

- Maximum user weight of 136kg – 300lbs
- Tilt range of 45 degrees starting from 3 degrees anterior tilt
- Full tilt reached within 10 seconds
- Minimum number of full tilts and returns on one charge – 100 with a 300lb user
- Incremental weight of less than 6Kg – 13.5 lbs
- May be operated by either the care giver or the care recipient
- Can be fully recharged within six hours

SAFETY

- Does not negatively affect stability
- Battery pack fused for critical system conditions
- Automatic charger to prevent overcharging or overheating
- Audible warning when battery is low
- Deep discharge prevention
- Full functionality during charging

BENEFITS

- Client has independence to change their tilt-in-space position
- Hand control can be positioned anywhere for ease of access
- Minimal weight increase as compared to the iTilt2
- Can be operated by caregiver, relieving stress and strains associated with tilt-in-space wheelchairs
- The iTilt2 maintains it's full range of adjustability
- Low-profile design



FEATURES

- May be ordered on all new iTilt2 Chairs
- Older iTilt2 chairs can be retrofitted at the factory

MADE IN CANADA



HEADRESTS AND MOUNTING HARDWARE



STANDARD CURVED PADDED HEADREST • PART# HRC100

Contoured shape for positioning • 2 1/2" foam padding with a zippered Triptex cover • Approx. 11" x 4"



LARGE PADDED HEADREST • PART# CPH100

The large multi-layered foam padded headrest is designed for comfort, support and positioning • Headrest comes with zippered Triptex cover • Approx. 13" x 10"



DEEP U HEADREST • PART# DUHR100

Clients with difficulty maintaining their heads on a center may benefit from a Deep U headrest • Approx. 11" x 5"



OXBOW HEADREST • PART# OX100

The Oxbow headrest may accommodate clients who rotate their head. The flared ends provide a flat area to rest the cheek • Approx. 15" x 4"



LARGE OXBOW HEADREST • PART# LOX100

Bigger, softer version of the original Oxbow Headrest. Multi-layered foam with zippered cover • Approx. 16" x 8"



SO SOFT™ OVAL HEADREST - SMALL • PART# SSO100S

Contoured shape for lateral support • firm foam base topped with 1" layer of visco/memory foam to provide pressure relief and added comfort • Headrest comes with zippered Triptex cover • Approx. 11" x 5"



SO SOFT™ OVAL HEADREST - LARGE • PART# SSO200L

Contoured shape for lateral support • firm foam base topped with 1" layer of visco/memory foam to provide pressure relief and added comfort • Headrest comes with zippered Triptex cover • Approx. 12" x 6.5"



SO SOFT™ DEEP U HEADREST • PART# SSDU100

Aggressive laterals for maintaining head position • Tapered for minimal interference of vision • Firm foam base topped with 1" layer of visco/memory foam to provide pressure relief and added comfort • Headrest comes with zippered Triptex cover • Approx. 12" x 5"



SO SOFT™ QUAD HEADREST • PART# SSQ4100

Slightly contoured for comfort and positioning • Firm foam base topped with 1" layer of visco/memory foam to provide pressure relief and added comfort • Headrest comes with zippered Triptex cover • Approx. 9" x 6.5"



VERTICAL HEADREST TUBES

- A] PART# SVT100 - STANDARD VERTICAL TUBE - 13"
- B] PART# EXVT100 - EXTENDED VERTICAL TUBE
- C] PART# AVT100 - ANGLED VERTICAL TUBE - 14", 25° ANGLE
- NOT SHOWN** PART# EAVT100 - EXTENDED ANGLED VERTICAL TUBE - 18", 25° ANGLE

3/4" tubing • accepts 1/2" horizontal tubing • includes t-knob for locking position

D] LATERAL HEADREST EXTENSION • Part# LHE100

allows headrest to be moved laterally or offset • accepts 1/2" tubing




HORIZONTAL HEADREST TUBES

- A] PART# EXHT100 EXTENDED HORIZONTAL TUBE - 12"
- B] PART# SHT100 STANDARD HORIZONTAL TUBE - 9"
- C] PART MA100 - MULTI-AXIS HEADREST HARDWARE - 9"

NOT SHOWN PART# EXMA100 - EXTENDED MULTI-AXIS HARDWARE - 12"

MOUNTING HARDWARE FOR STANDARD, SO SOFT, OXBOW AND DEEP U HEADRESTS • 1/2" TUBING




HORIZONTAL HEADREST TUBES

- A] PART# EXHT200 EXTENDED HORIZONTAL TUBE - 12"
- B] PART# SHT200 STANDARD HORIZONTAL TUBE - 9"
- C] PART MA200 - MULTI-AXIS HEADREST HARDWARE - 9"

NOT SHOWN PART# EXMA200 - EXTENDED MULTI-AXIS HARDWARE - 12"

MOUNTING HARDWARE FOR LARGE PADDED AND SO SOFT™ QUAD • 1/2" TUBING



[A] HEADREST MOUNTING BRACKET • PART# HMB100

ALLOWS FOR HEADREST HARDWARE TO BE MOUNTED
ON MOST BACKS
ACCEPTS 3/4" TUBING • SCREW SIZE: 1/2-20
• SCREW PLACING: 1 7/8"

[B] HEADREST ADJUSTMENT COLLAR • PART# AC100


LOCKS IN PLACE TO MAINTAIN HEADREST POSITION
ACCEPTS 3/4" TUBING



UNIVERSAL HEADREST MOUNTING BRACKET • PART# HMU200

ALLOWS FOR HEADREST HARDWARE TO BE MOUNTED
ON MOST BACKS
ACCEPTS 3/4" TUBING

CALF PANELS



PADDED CALF PANEL • PART# PCP100

Soft, durable, anti microbial, fluid proof fabric • Aids in keeping feet on footrests in a tilt position • Easily adjusted straps attach securely to footrest hangars • Available in standard sizes 16-24" w x 8" h • Custom panels available call for pricing



PADDED CALF PANEL WITH PERSONAL BAG • PART# PCPB100

Same great calf panel with added option of a removable personal bag
• Allows for convenient, discreet storage of a drainage bags or personal items • Available in standard sizes 16-24" w x 8" h • Bag approx. 10" x 10"
• Custom panels/bags available • Call for pricing



PADDED CALF PANEL WITH BUCKLES • PART# PCPQR

Same great calf panel with added option of quick release buckles • Velcro straps for depth adjustability • Quick release buckles allow for easy removal of calf panel from left or right side without having to reposition depth • Available in standard sizes 16-24" w x 8" h • Bag approx. 10" x 10"
• Custom panels available • Call for pricing



GEL SPLIT CALF PANEL • PART# GHS-2

Split panel allows for use of swingaway without removal • Latex free gel with a soft Neoprene cleanable covering • Provides additional skin protection • Fits 16-20" w chairs • Approx. 16" w x 8" h



LEG CRADLE • PART# LCR100

Provides additional leg support and skin protection • Improves alignment of legs • Velcro flap mounts to seat a pan under seat cushion • Adjustable straps attach to swingaways • rigid base, 3" of contoured foam covered with breathable, anti microbial stretch fabric • Zippered cover allows for easier modifications • Available in standard sizes 16", 18" w and 20" w

CUSHIONS



COMFORT CONTOURED CUSHION • PART# CC16-20

Cushion provides both positioning and comfort for clients with basic to moderate seating requirements • Cushion is designed with a 3" firm base and a 1" comfort topper • Contoured foam provides greater stability and pressure relief • Abductor build up for leg separation and positioning • Outer and inner cover provided for protection from incontinence.

Available in sizes:

16"x16"	18"x16"	20"x18"
16"x18"	18"x18"	20"x20"
	18"x20"	



VINYL COVERED BOOSTER CUSHION • PART# VCB100

Cushion provides additional set height • very firm ETHA foam covered with vinyl attaches to seat pan with velcro • Prescribed seating can then be put in place • Available in all seat width and depths • Available in 1" or 2" thickness

FOOTREST OPTIONS



SOFT SIDED FOOTBOX - PART# SSF100

Lightweight • soft covering and 1" padding all over to provide protection and comfort • Velcro openings to allow for additional padding
• Removable rigidizer in base • Velcro attachments under seat and around swingaways


Available in standard sizes • Custom sizes available • Please call

- 16w x 10d x 14h'
- 18w x 10d x 14h"
- 20w x 10d x 14h"
- 22w x 10d x 14h"
- 24w x 10d x 14h"



ONE-PIECE PADDED FOOTBOARD - PART# FB100S • FB200L

Provides additional foot support, stability and comfort • Mounts to one footplate and folds down to rest on the other footplate • Flip up and swingaway for easy transfer • 1" foam with a vinyl zippered cover for easy modifications, cleaning or replacement • Available in standard sizes (FB100S - 16/18/20w" x 9d" or FB200L - 22/24"w x 9d") • Custom sizes are available



FOOTPLATE PAD - PART# FPD100

Provides soft, comfortable skin protection • 1" foam with soft removable stretch cover • Velcro to existing footplates • Custom pads available



KNEE ABDUCTOR PAD - PART# KABL100 • KABR100

Maintains leg/knee position • Unique shaped pad is slotted for easy removal to allow for transfers • Double row of T-nuts allow for a variety of positions • Hardware clamps to 1" round tubing.



GEL LEG WRAPS - PART# LPW

Decreases pressure and/or injury from wheelchair hardware • Velcro closure • Fits 70 degree swingaway



GEL ANKLE HUGGER - PART# GAHL

Adjustable Velcro closure • nylon webbing secures ankle to footplate



GEL KNEE PROTECTOR BUTTON - PART# KBM

For swingaway footrests 1 1/4" round • Includes gel pad and mounting hardware



GEL LEG HANGAR CAP COVER - PART# LHC

Covers metal hangars while foot propelling • Grommets for hanging or Storage • Gel with neoprene nylon cover for protection and comfort. Velcro closure.

TRAYS



CLEAR MOULDED TRAY • PART# CLT100-S • CLT200-L • CLT300-XL ADP# SETND0010

Smooth surfaces help prevent collection of food, dirt and germs while allowing for easy cleaning. Extremely lightweight with left and right side cup holders and spill trough. Smooth edges and rounded corners for skin protection. Slide on, adjustable, anodized aluminum rails allow for easy mounting to most wheelchairs.

Available in 3 sizes:

- CLT100-S fits chairs @ 15" - 19"w Tray sized 24" x 21"
- CLT200-L fits chairs @ 19" - 22"w Tray size 27" x 21"
- CLT300-XL fits chairs @ 22" - 26"w - Tray size 30" x 21"



BLACK MOULDED TRAY • PART# BMT100-S • BMT200-L • BMT300-XL ADP# SETND0010

Smooth surfaces help prevent collection of food, dirt and germs while allowing for easy cleaning. Extremely lightweight with left and right side cup holders and spill trough. Smooth edges and rounded corners for skin protection. Slide on, adjustable, anodized aluminum rails allow for easy mounting to most wheelchairs.

Available in 3 sizes:

- BMT100-S fits chairs @ 15" - 19"w Tray sized 24 x 21"
- BMT200-L fits chairs @ 19" - 22"w Tray size 27 x 21"
- BMT300-XL fits chairs @ 22" - 26"w - Tray size 30" x 21"



VINYL PADDED TRAY • PART# VPL100-S • VPL200-M • VPL300-L • VPL400-X ADP# SETND0010

Premium stretch vinyl covering and 1" foam provide comfort and support. Zippered cover allows for easy modifications and replacement. Mounts on most wheelchairs with adjustable aluminum slide on brackets. T-nuts in place for easy mounting of accessories.

Available in 3 sizes:

- VPL100-S fits chairs @ 16 - 18"w – approx. 24 x 21"
- VPL200-M fits chairs @ 18 - 20"w – approx 26 x 21"
- VPL300-L fits chairs @ 20 - 22"w – approx 28 x 21"
- VPL400-X fits chairs @ 22 - 24"w – approx 30 x 21"

Custom sizes, shapes, joy stick cut outs available.



LATERAL SUPPORT TRAY ACCESSORIES • PART# SSF100

Adjustability allows for good positioning of the arms and body • Padded to provide comfort and pressure relief • Removable cover for easy cleaning and/or replacement




Elbow Stop Curved • PART # ESC100 left/right



Elbow Stop Curved Extended • PART # ESEX100 left/right



Lateral Stop/Support • PART # ELS100



VINYL PADDED TRAY BRACKETS • PART# VTBR100

Aluminum brackets with slots for width adjustability • Includes spacers and hardware.

WHEEL OPTIONS

OAWL	UNILATERAL WHEEL LOCK	
AD100	ONE-ARM DRIVE	
WLLT100	STANDARD WHEEL LOCK · LEFT (EA.) iTilt TCR	
WLRT100	STANDARD WHEEL LOCK · RIGHT (EA.) iTilt TCR	
WLLT200	STANDARD WHEEL LOCK · LEFT (EA.) iTilt2	
WLRT200	STANDARD WHEEL LOCK · RIGHT (EA.) iTilt2	
WLV100	WHEEL LOCK VINYL GRIP (EA.) iTilt TCR	
WLV200	WHEEL LOCK VINYL GRIP (EA.) iTilt2	
WLB	WHEEL LOCK ALUMINUM CONTACT BAR (EA.)	

REAR WHEELS

WR0024	24" PLASTIC MAGS SOLID PREC. BEARINGS (EA.)	
WR0022	22" SAME AS ABOVE (EA.)	
WR0020	20" SAME AS ABOVE (EA.)	
WR0016	16" SAME AS ABOVE (EA.)	
HC100	PLASTIC HUBCAP WITH CENTRE HOLE	
WB002	PRECISION REAR WHEEL BEARING	
QR002	4¼" QUICK RELEASE AXLE (EA.)	
WB100	WHEEL BOSS iTilt TCR	
AXB100	AXLE BOSS iTilt TCR	

CASTERS

FWA100	BLACK ALUMINUM FORK AND CASTER ASSEMBLY	
FA101	FORK AND STEM ASSEMBLY	
FS102	FORK STEM ONLY	
C8125	8 X 1¼ SOLID HD CASTER WHEEL/PRECISION BEARING	
C6125	6 X 1¼ SOLID HD CASTER WHEEL/PRECISION BEARING	
C5125	5" CASTER WHEEL/PRECISION BEARING	
CSB100	PRECISION CASTER STEM BEARING	
CWB100	PRECISION CASTER WHEEL BEARING (EA.)	
SDC100	STEM DUST CAP	

SEATING COMPONENTS

SS14-20	ABS FLAT SEAT PAN	
SS14-20	14", 16", 18", 20" CONTOURED SEAT SHELLS WITH VELCRO PATCHES	
SC14-20	14", 16", 18", 20" STANDARD SEAT CUSHION (2" FIRM FOAM)	
SCC14-20	14", 16", 18", 20" STANDARD SEAT CUSHION COVER	
MDS100	MULTI-DENSITY CUSHION	
DS14-20	DROP SEAT	
DH100	DROP SEAT MOUNTING HARDWARE (EACH)	
CC16-20	16", 18", 20" COMFORT CONTOURED CUSHION	
ASB100	AUTO SEAT BELT	
ASBF100	FOUR POINT AUTO SEATBELT W HARDWARE	
VCB100	VINYL COVERED BOOSTER CUSHION (1" OR 2")	
PVS10	PELVIC STABILIZER	

FOOTREST COMPONENTS

FRA100	COMPLETE FOOTREST ASSEMBLY (HANGER/ LOCK/EXT. TUBE/ABS PLATE) (EA.)	
FR200	ArticuLeg™ ELEVATING FOOTREST ASSEMBLY (EA.)	
SSF100-16	SOFT SIDED FOOTBOX - 16"W	
SSF100-18	SOFT SIDED FOOTBOX - 18"W	
SSF100-20	SOFT SIDED FOOTBOX - 20"W	
SSF100-22	SOFT SIDED FOOTBOX - 22"W	
SSF100-24	SOFT SIDED FOOTBOX - 24"W	
BFR100	ONE-PIECE DOUBLE FOOTBOX & PADDING	
BFRP100	FOOTBOX PADDING ONLY	
FRH100	STANDARD FOOTREST HANGER ONLY	
CFL100	CUSTOM FOOTREST HANGAR LENGTH	
FR90	90/90 FOOTRESTS HANGARS ONLY	
FP100	STANDARD FOOTPLATE	
WF100	CUSTOM LENGTH FOOTPLATE (PAIR)	
AFR200	ANGLE ADJUSTABLE FOOTPLATE ASSEMBLY (EA.)	
FRE100	FOOTREST EXTENSION TUBE	
FPB100	FOOTPLATE MOUNTING BRACKET	
CP100	CALF PAD (EA.)	
PCP100-16	PADDED CALF PANEL - 16"W	
PCP100-18	PADDED CALF PANEL - 18"W	
PCP100-20	PADDED CALF PANEL - 20"W	
PCP100-22	PADDED CALF PANEL - 22"W	
PCP100-24	PADDED CALF PANEL - 24"W	
PCPQR-16	CALF PANEL W/ QUICK RELEASE BUCKLES - 16"W	
PCPQR-18	CALF PANEL W/ QUICK RELEASE BUCKLES - 18"W	
PCPQR-20	CALF PANEL W/ QUICK RELEASE BUCKLES - 20"W	
PCPQR-22	CALF PANEL W/ QUICK RELEASE BUCKLES - 22"W	
PCPQR-24	CALF PANEL W/ QUICK RELEASE BUCKLES - 24"W	
PCPB100-16	CALF PANEL W/ PERSONAL BAG - 16"W	
PCPB100-18	CALF PANEL W/ PERSONAL BAG - 18"W	
PCPB100-20	CALF PANEL W/ PERSONAL BAG - 20"W	

PCPB100-22	CALF PANEL W/ PERSONAL BAG - 22"W	
PCPB100-24	CALF PANEL W/ PERSONAL BAG - 24"W	
PBG100	CALF PANEL PERSONAL BAG ONLY	
HL100	HEEL LOOPS (EA.)	
PCPGL100	GEL SPLIT CALF PANEL	
LCR100	LEG CRADLE	
FPD100	FOOTPLATE PAD	
LPW	GEL LEG WRAPS	
GAHL	GEL ANKLE HUGGER	
KBM	GEL KNEE PROTECTOR BUTTON	
FB100S	PADDED FOOTBOARD 16"/18"/20"	
FB200L	PADDED FOOTBOARD 22"/24"	

BACKREST COMPONENTS

DUB100	DEEP 'U' BACK WITH HOOKS	
UBC100	DEEP 'U' BACK COVER	
CBP100	CUSTOM BACK HEIGHT UPGRADE	
CCBP100	CUSTOM CONTOURED BACK PAD	
AHBF	ADJUSTABLE HEIGHT BACKFRAME	
STR	STROLLER HANDLE	
PHAN	ADJUSTABLE PUSH HANDLES	
SH100	STROLLER HANDLE WITH ADJUSTABLE HEIGHT BACKFRAME	
CPH100	PUSH HANDLE WITH ADJUSTABLE HEIGHT BACKFRAME	
CCBC100	CUSTOM BACK COVER	
CBS100	STANDARD CONTOURED BACK 16" HEIGHT	
CBT100	STANDARD CONTOURED BACK 20" HEIGHT	
SW100	LATERAL SUPPORT W/ BACK MOUNTING HARDWARE (EACH)	
SW100	LATERAL SUPPORT WITH BACK MOUNTING HARDWARE	

HEADREST COMPONENTS

HRC100	STANDARD CURVED PADDED HEADREST	
DUHR100	DEEP 'U' HEADREST	
OX100	OXBOW HEADREST	
LOX100	LARGE OXBOW HEADREST	
CPH100	LARGE PADDED HEADREST	
SSO100S	SO SOFT OVAL HEADREST-SMALL	
SSO200L	SO SOFT OVAL HEADREST-LARGE	
CHR200	CUSTOM HEADREST	
SSDU100	SO SOFT DEEP 'U' HEADREST	
HRASS	HEADREST HORIZONTAL & VERTICAL HARDWARE ASSEMBLY (CHROME ONLY)	
SVT100	STANDARD VERTICAL TUBE	
EXVT	EXTENDED VERTICAL TUBE	
AVT100	ANGLED VERTICAL TUBE	
EAVT100	EXTENDED ANGLED VERTICAL TUBE	
LHE100	LATERAL HEADREST EXTENSION	
SHT100	STANDARD HORIZONTAL TUBE	
EXHT100	EXTENDED HORIZONTAL TUBE	
MA100	MULTI-AXIS HEADREST HARDWARE	
EXMA100	EXTENDED MULTI-AXIS HEADREST HARDWARE	
SHT200	STANDARD HORIZONTAL TUBE	
EXHT200	EXTENDED HORIZONTAL TUBE	
MA200	MULTI-AXIS HEADREST HARDWARE	
EXMA200	EXTENDED MULTI-AXIS HEADREST HARDWARE	
HMB100	HEADREST MOUNTING BRACKET	
AC100	HEADREST ADJUSTMENT COLLAR	
T100	ADJUSTMENT SCREW AND 'T' KNOB	
RT100	ROSETTE KNOB	
HCV100	REMOVEABLE HEADREST COVER	

FRAME ASSEMBLIES

TCRMF	iTit™ (TCR) STANDARD MAINFRAME 14", 16" OR 18"	
TCR20-22	iTit™ (TCR) 20" OR 22" MAINFRAME	
TCRHDMF	iTit™ (TCR) HEAVY DUTY MAINFRAME	
SF	SEATFRAME	
BF	STANDARD BACKREST FRAME	
XDBF100	EXTRA DEEP BACKFRAME	
DBF100	HEAVY DUTY BACKREST FRAME UPGRADE	
VAT	VERTICAL ADJUSTMENT TUBES (EACH)	
RL	RECLINE LINK (CHROME) (EACH)	
HDRL	HEAVY DUTY RECLINE LINK	
XDBF100	EXTRA DEEP BACKFRAME	

TRAY COMPONENTS

CLT100S	CLEAR MOULDED LAP TRAY - 15/18	
CLT200L	CLEAR MOULDED LAP TRAY - 19/22	
CLT300XL	CLEAR MOULDED LAP TRAY - 22/26	
BMT100S	BLACK MOULDED TRAY - 15/18	
BMT200L	BLACK MOULDED TRAY - 19/22	
BMT300XL	BLACK MOULDED TRAY - 22/26	
VPL100S	VINYL PADDED TRAY - 16/18	
VPL200M	VINYL PADDED TRAY - 18/20	
VPL300L	VINYL PADDED TRAY - 20/22	
VPL400X	VINYL PADDED TRAY - 22/24	
VTC100S	VINYL TRAY COVER 16"/18"	
VTC200M	VINYL TRAY COVER 18"/20"	
VTC300L	VINYL TRAY COVER 22"/24"	
VTBR100	VINYL TRAY BRACKETS	
ESC100L/R	ELBOW STOP CURVED	
ESEX100L/R	ELBOW STOP CURVED EXTENDED	
ELS100	LATERAL STOP/SUPPORT	

TILT MECHANISM

PT2	iTit2 POWER TILT ADD-ON PACKAGE	
PS100	STRUT ONLY iTit TCR	
SL100	STRUT LEVER AND CABLE ASSEMBLY iTit TCR	
SC100	STRUT COLLAR iTit TCR	
VLS100	VARI-LOCK STRUT iTit2	
DLC100	DUAL STRUT LEVER & CABLE ASSEMBLY iTit2	
SPR100	COMPLETE SPRING ASSEMBLY iTit2	

ARMREST COMPONENTS

AR100	COMPLETE ARMREST ASSEMBLY (EA.)	
AP100	URETHANE ARMREST PAD (EA.)	
WP100	WIDE PADDED ARMPAD (PAIR)	
ARS100	ARMREST CLOTHING GUARD (EA.)	
AC100	ADJUSTMENT COLLAR (EA.)	
AHH100	ARMREST HEMI-HEIGHT 8" - 12" (EA.)	
LK100	ARMREST LOCK KNOB	

ANTI TIPPERS

AT101	ANTI TIPPER TUBE (EA.) iTit TCR	
AT201	ANTI TIPPER TUBE (EA.) iTit2	

MISCELLANEOUS

IV100	I.V. HOLDER AND BRACKET	
IVB200	I.V. BRACKET ONLY	
DX100	DARLEXX® MATERIAL (PER YARD)	
MP100	MODESTY PANEL SMALL 16W X 18H	
MP200	MODESTY PANEL MEDIUM 18W X 18H	
MP300	MODESTY PANEL LARGE 20W X 18H	
PBF100	PERSONAL BAG SEAT MOUNTED	



ADVANCED MOBILITY SYSTEMS RESERVES THE RIGHT TO CHANGE PRICED AND SPECIFICATIONS WITHOUT NOTICE. iTit™ and ArticLeg™ ARE TRADEMARKS OF ADVANCED MOBILITY SYSTEMS. THIS DOCUMENT COPYRIGHT © 2003-08, ALL RIGHTS RESERVED. ALL COSTS ARE IN CANADIAN DOLLARS AND ALL SPECIFICATIONS AND DIMENSIONS ARE APPROXIMATE.



ADVANCED MOBILITY SYSTEMS

Accessories for Comfort and Positioning

- **Headrests**
- **Trays**
- **Foot Boxes**
- **Leg Supports**
- **Positioning Aids**
- **Back Supports**
- **Customization**

621 Justus Drive • Kingston, Ontario • K7M 4H5
800.661.6716 tel. 613.384.7460 fax. 613.634.3990
email. info@amstilt.com www.amstilt.com



ADVANCED MOBILITY SYSTEMS

Providing Solutions for Mobility and Positioning Needs